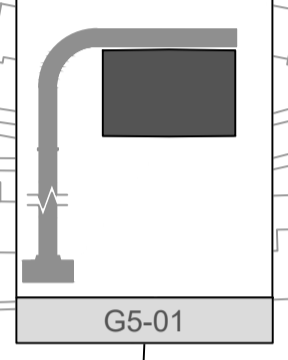
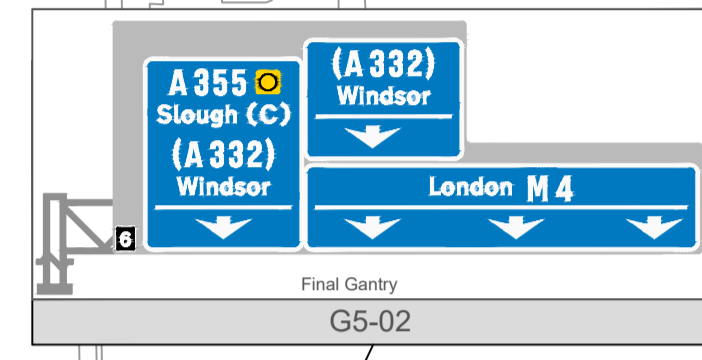


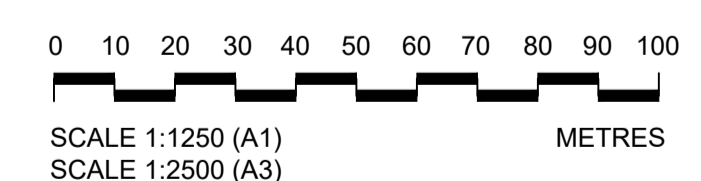
CUT LINE

CUT LINE



CCTV Mounted on Mast

CCTV Mounted on Gantry



P01	S2	18/02/2022	Non Material Change Application	WE	ST	DP
Rev	Status	Rev. Date	Purpose of revision	Drawn	Chk'd	Apprv'd

LEGEND

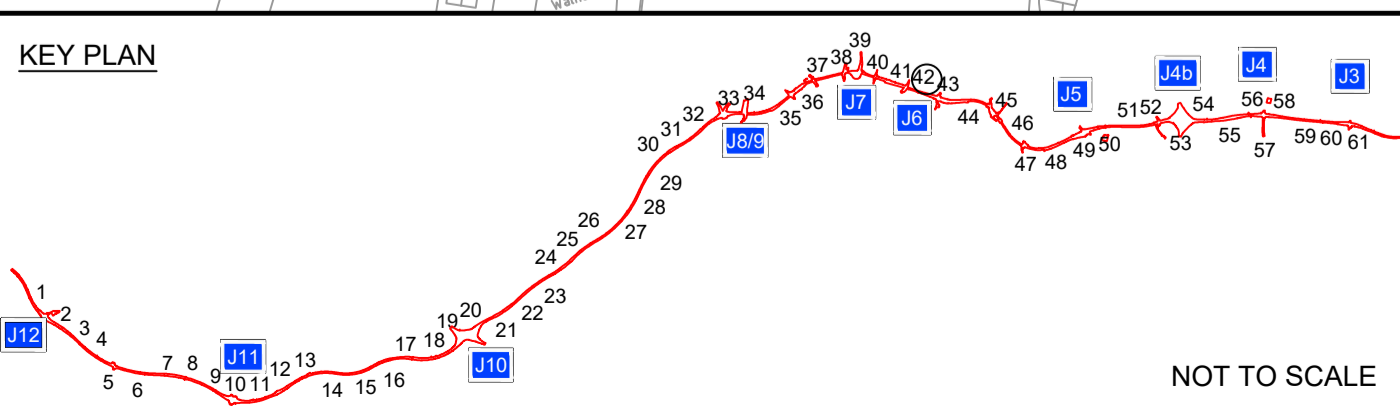
- SIGN GANTRY
- CARRIAGEWAY SIGNALS
- LANE SIGNALS
- GANTRY TO BE RETAINED
- GANTRY TO BE REMOVED
- PROPOSED GANTRY
- ORDER LIMIT
- MARKER POST
- NEW TELEPHONE

E9-A2

- EMERGENCY AREA
- POLICE OBSERVATION POST
- NEW CCTV (Closed Circuit Television)/PTZ CAMERA

NOTES

For information on infrastructure limits of deviation see Volume 2 Doc ref. 2.3 Works Plans.



Client

DELIVERING THROUGH

Project SMART MOTORWAYS PROGRAMME
M4 JUNCTIONS 3-12

Drawing title
**ENGINEERING AND DESIGN
REPORT MAINLINE
GENERAL ARRANGEMENT
SHEET 42 OF 61**

Status	S2	Revision	P01
Scale	1:1250 @ A1	Date	18/02/2022
Drawn By	William Emery	Checked By	Stephen Thompson
Approved By	David Pilsworth	Project No.	HA PIN
Originator	CHHJ	Original Size	A1
Drawing number	HGN-SZ_MLZZZZZ_Z-DR-CH-1074	Volume Location	I Type Role Number